

Agents of Integrity

Course Login Instructions

New User

Existing User


*Note: Instructions for mobile device users are on the second to last page of this document.



Step 1 – New User Sign-up and Login

Steps to sign up as a new external user

- To access the course, click the [Agents of Integrity](#) course link.
- If you are a new user, click on “Create one!” highlighted in the screenshot below to Create Account.

 **WORLD BANK GROUP**

Sign in

Email, phone, or Skype

No account? **Create one!**

[Can't access your account?](#)


Next

Need Help? Contact WBG Help Desk at (202) 473 – 2121. You are signing into one or more secure applications operated by the WorldBank group for its official business. Your accounts and passwords are your responsibility. Do not share them with anyone.

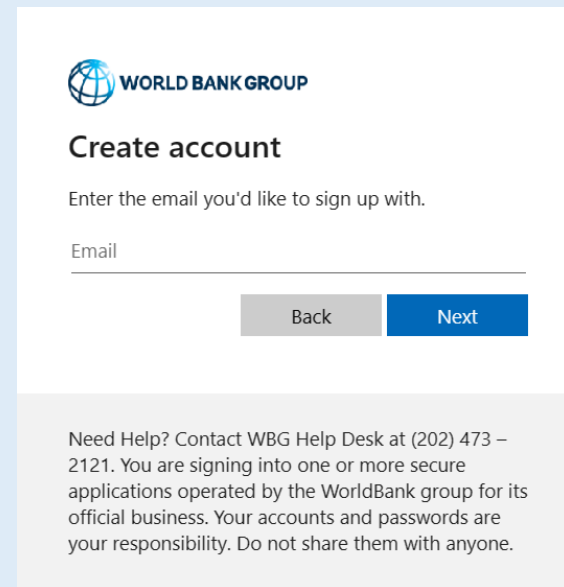
Step 2 – New User Sign-up and Login

Steps to sign up as a new external user

➤ Create Account using one of the options



➤ Enter the email address you'd like to sign up with

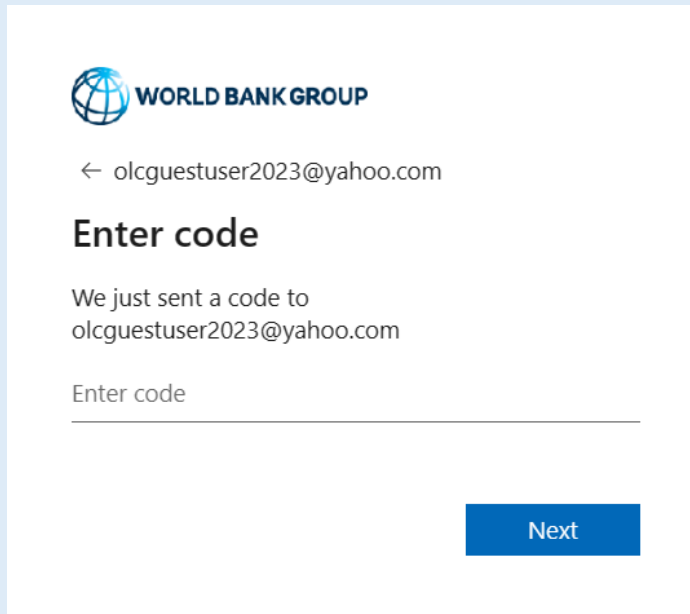


(Enter the Gmail email address for Sign up with Google. Enter the Outlook or Hotmail email address for Sign up with Microsoft.)

Step 3 – New User Sign-up and Login

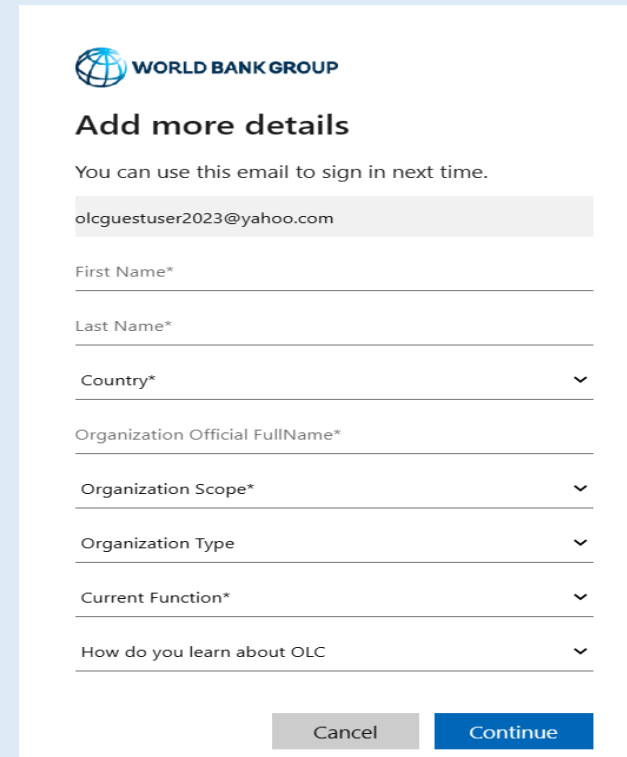
Steps to sign up as a new external user

- Enter verification code received in your email.



The screenshot shows the World Bank Group logo at the top left. Below it is the email address "olcguestuser2023@yahoo.com" with a back arrow. The main heading is "Enter code". Below this, it says "We just sent a code to olcguestuser2023@yahoo.com". There is a text input field labeled "Enter code" and a blue "Next" button at the bottom right.

- Enter required basic information details to create profile and Click “**Continue**”.

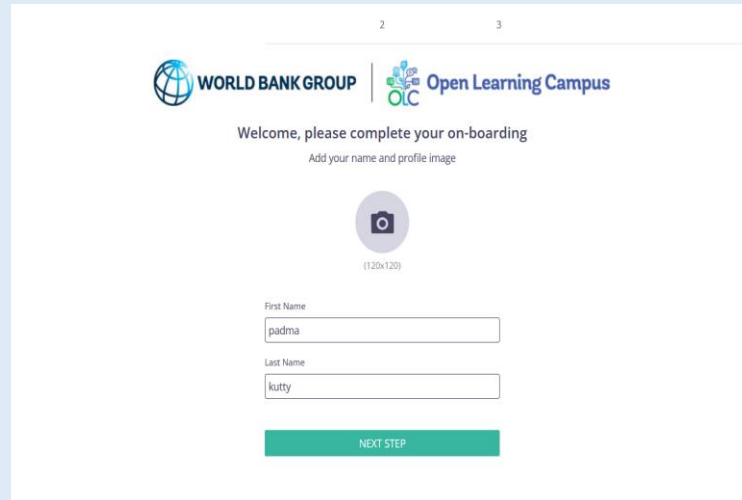


The screenshot shows the World Bank Group logo at the top left. The heading is "Add more details". Below this, it says "You can use this email to sign in next time." followed by the email address "olcguestuser2023@yahoo.com" in a grey box. The form contains several input fields: "First Name*", "Last Name*", "Country*" (with a dropdown arrow), "Organization Official FullName*", "Organization Scope*" (with a dropdown arrow), "Organization Type" (with a dropdown arrow), "Current Function*" (with a dropdown arrow), and "How do you learn about OLC" (with a dropdown arrow). At the bottom, there are two buttons: a grey "Cancel" button and a blue "Continue" button.

Step 4 – New User Sign-up and Login

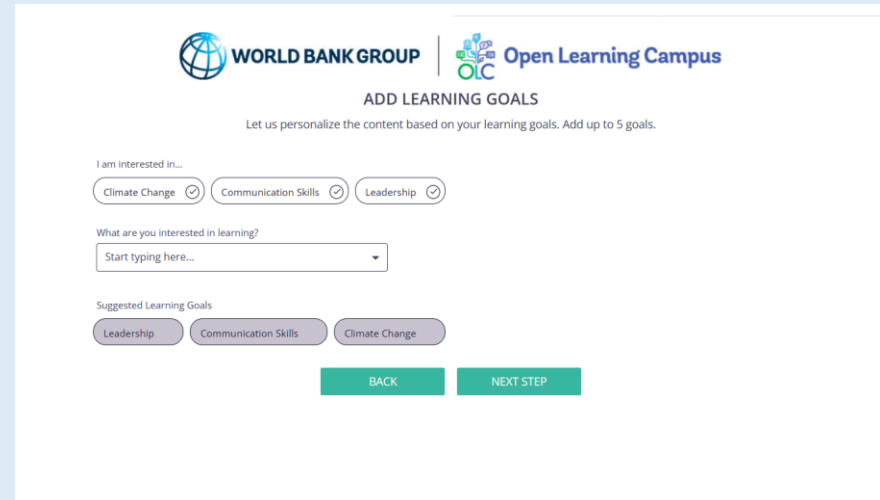
Steps to sign up as a new external user

- Complete your on-boarding
Add your name and profile image



The screenshot shows the on-boarding form for a new user. At the top, it displays the logos for 'WORLD BANK GROUP' and 'Open Learning Campus'. Below the logos, the text reads 'Welcome, please complete your on-boarding' and 'Add your name and profile image'. There is a circular profile picture placeholder with a camera icon and the dimensions '(120x120)'. Below this, there are two text input fields: 'First Name' with the value 'padma' and 'Last Name' with the value 'kutty'. At the bottom of the form is a green button labeled 'NEXT STEP'.

- Add your Learning Goals and Skills



The screenshot shows the 'ADD LEARNING GOALS' form. At the top, it displays the logos for 'WORLD BANK GROUP' and 'Open Learning Campus'. Below the logos, the text reads 'ADD LEARNING GOALS' and 'Let us personalize the content based on your learning goals. Add up to 5 goals.' There are three toggle buttons for 'I am interested in...': 'Climate Change', 'Communication Skills', and 'Leadership', all of which are checked. Below this is a dropdown menu for 'What are you interested in learning?' with the placeholder text 'Start typing here...'. At the bottom, there are three suggested learning goal buttons: 'Leadership', 'Communication Skills', and 'Climate Change'. At the very bottom are two green buttons: 'BACK' and 'NEXT STEP'.

- You will now be directed to the course details page in OLC.



Step 5 – Course Details Page in OLC

➤ Click “Open Content” highlighted in the screenshot below

Agents of Integrity

saba | 18 Oct 2023

Agents of Integrity

This module uses a game-based learning approach to provide an overall introduction to integrity compliance principles. The course was designed in the context of the World Bank's anti-corruption and sanctions frameworks, as well as generally applicable best practices in the integrity compliance area. The course contains hypothetical case-based scenarios that give participants the opportunity to apply the principles discussed. [Open Content](#)

Course | English



Step 5(a)- Course Details Page in Saba

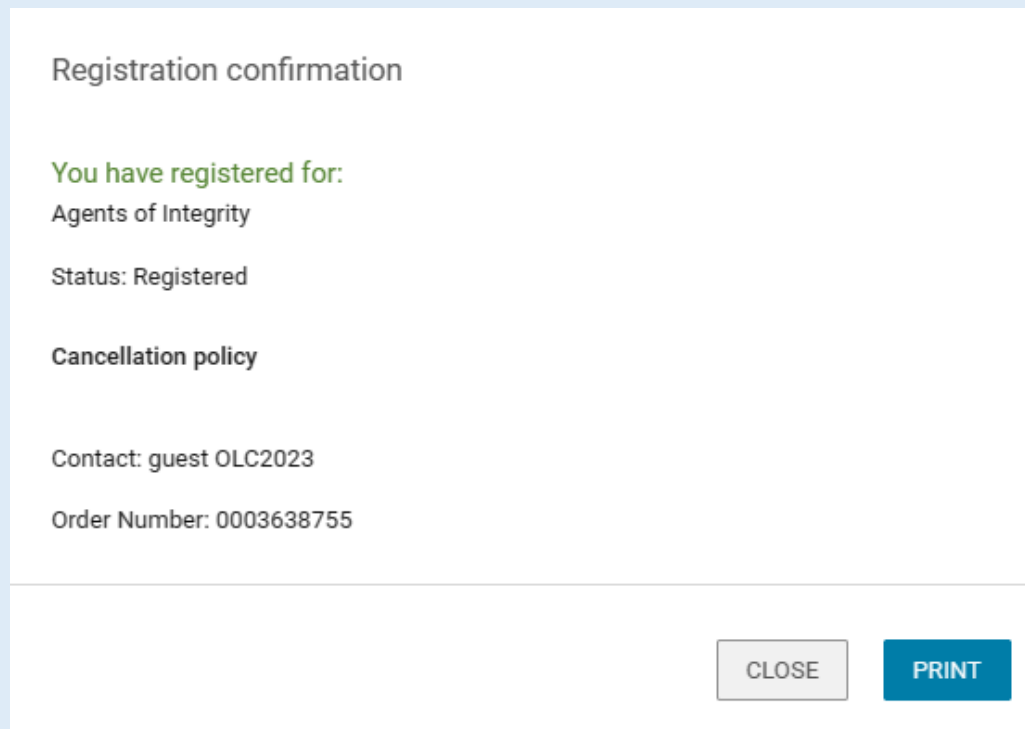
- You will be redirected to the course details page in Saba Cloud.
- Click the “ENROLL” button to register for the course.

The screenshot shows the course details page for 'Agents of Integrity' in Saba Cloud. The course title is 'Agents of Integrity' with a course ID of 0000076353. The status is 'Not Registered'. There is a rating of five stars. An 'ENROLL' button is visible. Below the course details is an 'Overview' section with the following text: 'This module uses a game-based learning approach to provide an overall introduction to integrity compliance principles. The course was designed in the context of the World Bank's anti-corruption and sanctions frameworks, as well as generally applicable best practices in the integrity compliance area. The course contains hypothetical case-based scenarios that give participants the opportunity to apply the principles discussed.'



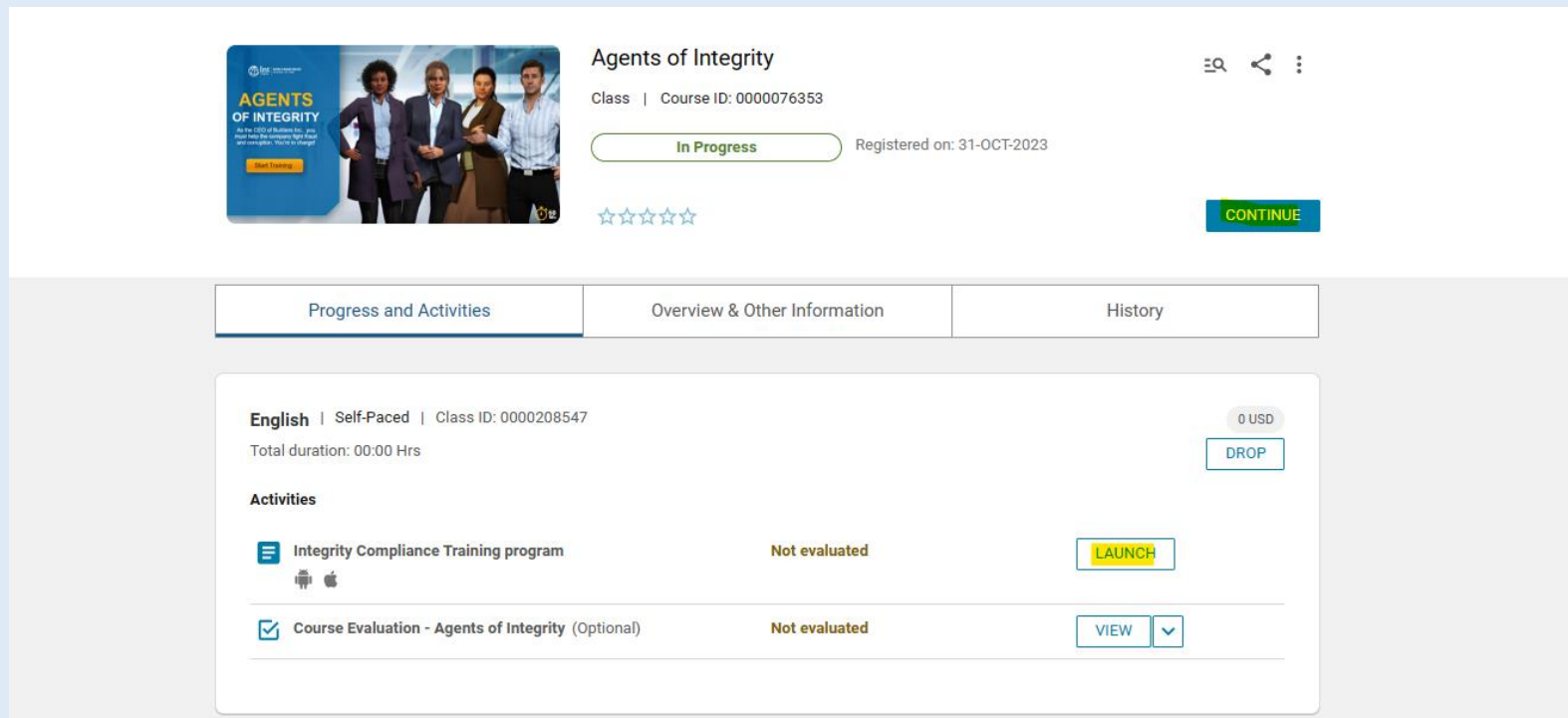
Step 6 - Registration Confirmation

- After clicking the Enroll button, you will see the registration confirmation window, shown in screenshot below.



Step 7 - Launch the Course

- Please close the registration confirmation and then click the “CONTINUE” button or the “LAUNCH” button in the activities section to access the course.



The screenshot shows the course page for "Agents of Integrity". At the top left is a course banner with the title "AGENTS OF INTEGRITY" and a "View Details" button. To the right of the banner, the course title "Agents of Integrity" is displayed, along with a search icon, a share icon, and a menu icon. Below the title, it says "Class | Course ID: 0000076353". A green pill-shaped button labeled "In Progress" is shown, followed by the text "Registered on: 31-OCT-2023". Below this is a five-star rating system with five stars filled. To the right of the stars is a blue "CONTINUE" button. Below the main content area are three tabs: "Progress and Activities" (selected), "Overview & Other Information", and "History". Under the "Progress and Activities" tab, the course details are shown: "English | Self-Paced | Class ID: 0000208547" and "Total duration: 00:00 Hrs". A price tag of "0 USD" and a "DROP" button are visible. The "Activities" section lists two items: "Integrity Compliance Training program" with a "LAUNCH" button and "Course Evaluation - Agents of Integrity (Optional)" with a "VIEW" button and a dropdown arrow. Both activities are marked as "Not evaluated".



Step 1 – Existing User Login

To access the course, click the [Agents of Integrity](#) course link.

- For an existing user- Enter your credentials (registered email address, password)
Click on the Next Button.

- Once your credential is validated, you will be logged in successfully and redirected to the course details page in OLC shown in **Step 2** of the instructions.
- Note: For staff using bank network/device on clicking the course link you will see the course details page in OLC directly. Use YubiKey/Approve using Authenticator App for staff using personal device/outside bank network.




Step 2 – Course Details Page in OLC

- Click “Open Content” highlighted in the screenshot below

Agents of Integrity

saba | 18 Oct 2023



Agents of Integrity

This module uses a game-based learning approach to provide an overall introduction to integrity compliance principles. The course was designed in the context of the World Bank's anti-corruption and sanctions frameworks, as well as generally applicable best practices in the integrity compliance area. The course contains hypothetical case-based scenarios that give participants the opportunity to apply the principles discussed. [Open Content](#)

Course | English

Step 2(a) – Course Details Page in Saba

- You will be redirected to the course details page in Saba Cloud.
- Click the “ENROLL” button to register for the course



Agents of Integrity

Course | ID: 0000076353

Not Registered

☆☆☆☆☆

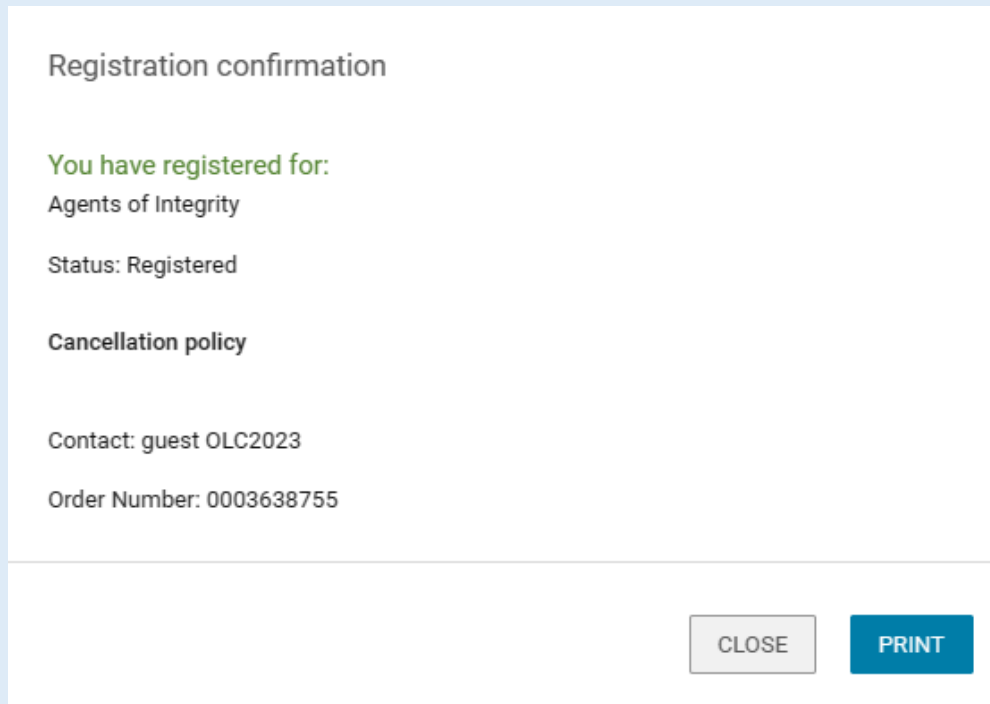
ENROLL

Overview

This module uses a game-based learning approach to provide an overall introduction to integrity compliance principles. The course was designed in the context of the World Bank's anti-corruption and sanctions frameworks, as well as generally applicable best practices in the integrity compliance area. The course contains hypothetical case-based scenarios that give participants the opportunity to apply the principles discussed.

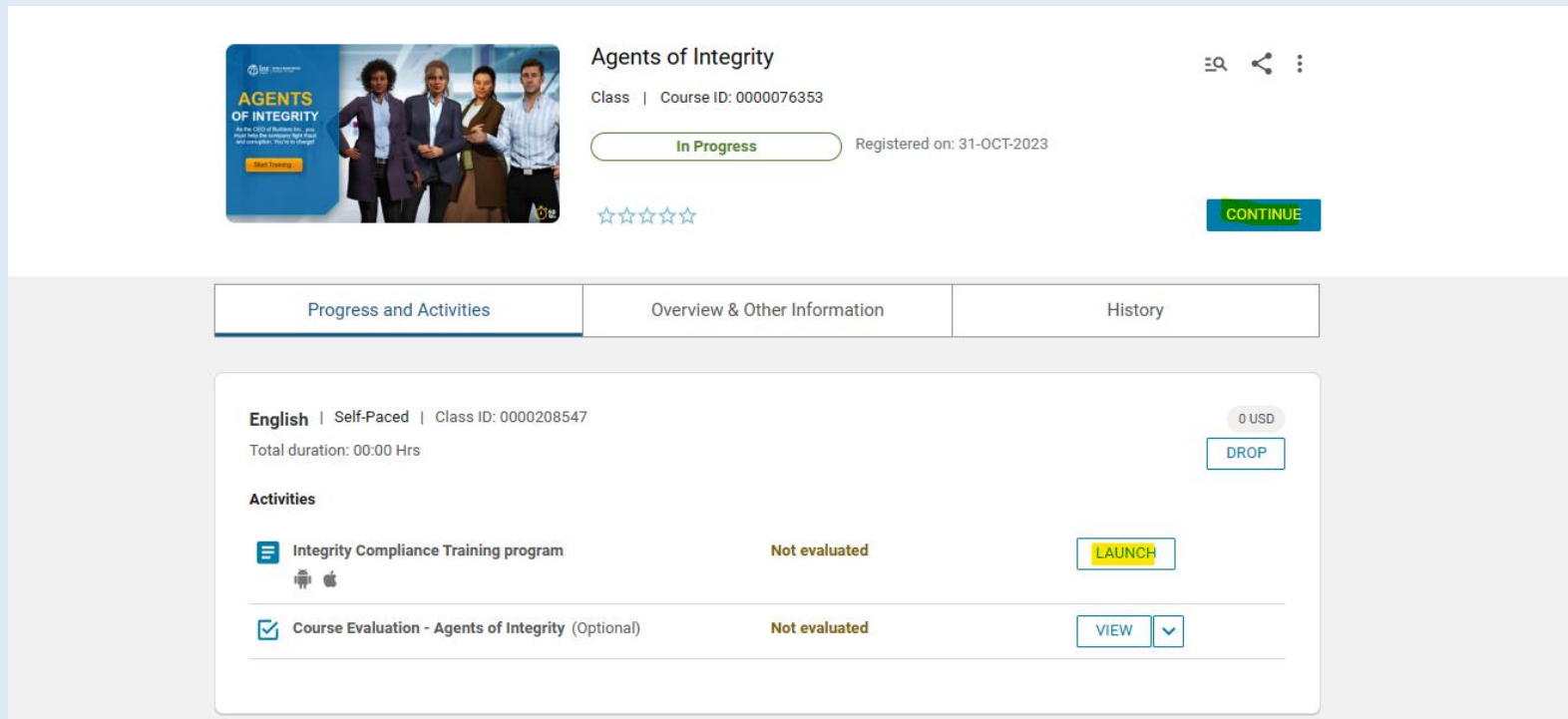
Step 3 – Registration Confirmation

- After clicking the Enroll button, you will see the registration confirmation window, shown in screenshot below.



Step 4 - Launch the Course




- Please close the registration confirmation and then click the “CONTINUE” button or the “LAUNCH” button in the activities section to access the course.



The screenshot displays the course interface for "Agents of Integrity". At the top, there is a course card with a blue header, a group photo of four professionals, and the text "AGENTS OF INTEGRITY". To the right of the card, it says "Agents of Integrity", "Class | Course ID: 0000076353", and "In Progress" in a rounded box. Below this, it says "Registered on: 31-OCT-2023" and shows five stars. A green "CONTINUE" button is visible on the right side of the card.

Below the course card, there are three tabs: "Progress and Activities" (selected), "Overview & Other Information", and "History".

Under the "Progress and Activities" tab, the course details are shown: "English | Self-Paced | Class ID: 0000208547", "Total duration: 00:00 Hrs", and "0 USD". A "DROP" button is located on the right. Below this, the "Activities" section lists two items:

Activity	Status	Action
 Integrity Compliance Training program 	Not evaluated	LAUNCH
<input checked="" type="checkbox"/> Course Evaluation - Agents of Integrity (Optional)	Not evaluated	VIEW 

Accessing the course via mobile device using EdCast app:

- Go to Google/App store
- Find the EdCast app and download
- Use the URL <https://wbg.edcast.com/>
- Create your account
- Find and Launch the course

*Note: When asked for a "team name" in the EdCast app, enter "wbg" so that the Team URL is "wbg.edcast.com".

Technical Issues and Support for Participants:

If participants have any technical, sign-up or login issues they can contact olcsupport@worldbank.org.

Please do include in your email the following:

- A clear description of the issue you are facing.
- List of steps to replicate the issue.
- OS and browser with version that you are using to access the course where the issue appears; and
- Screenshot of the screen where the issue appears.

These details will help the support team resolve the issue as soon as possible. You can expect to hear back from the support team within 24 hours